

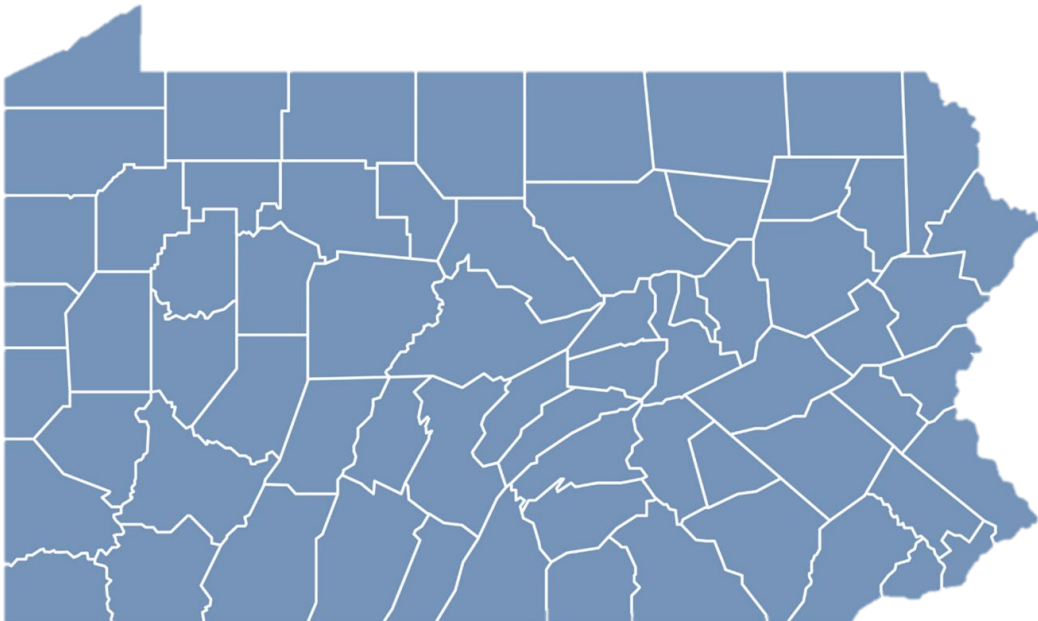
# *Arc of PA Policy Conference*

**June 2022**

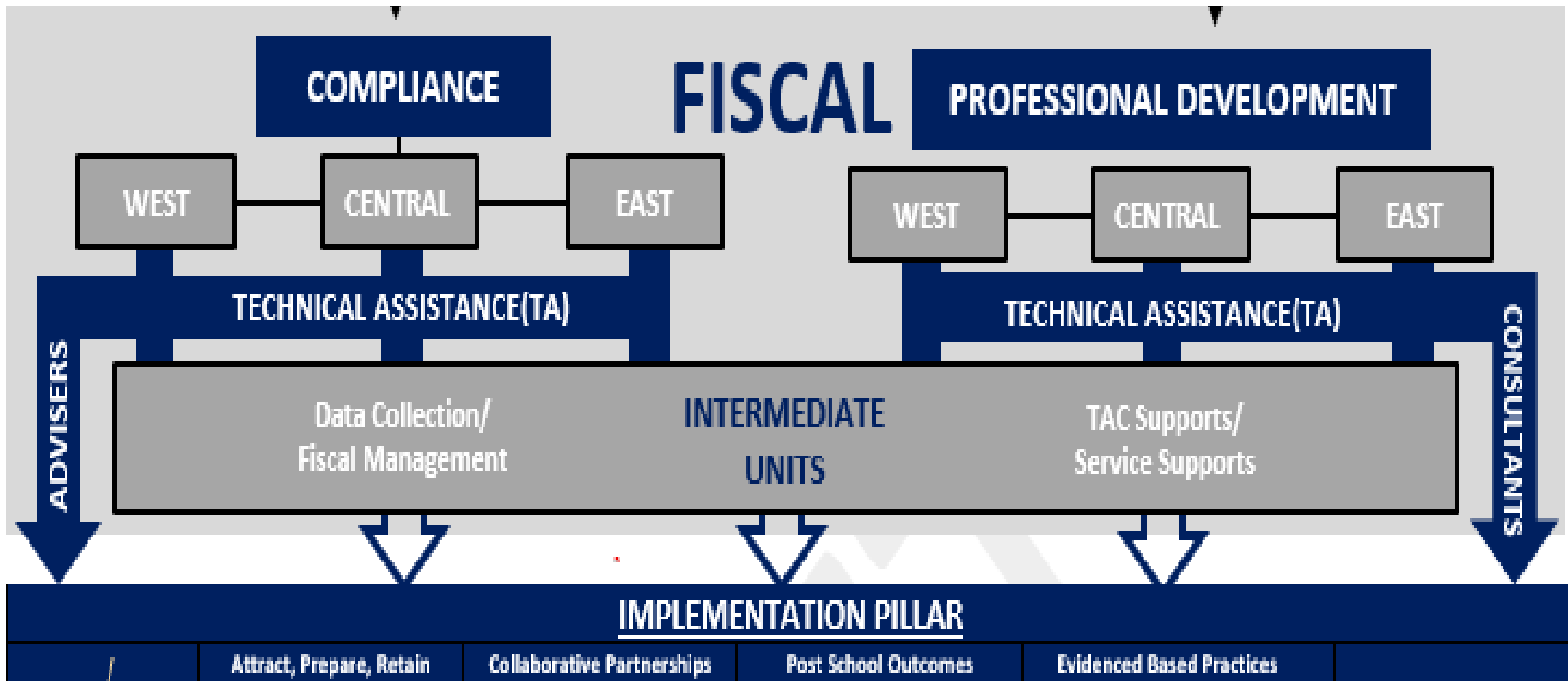


# How Are We Organized?

- 29 Intermediate Units
- 3 PaTTAN Offices
- 500 School Districts
- 177 Charter Schools Total
- 163 Brick/Mortar Charter Schools
- 14 Cyber Charter Schools



# Special Education in Pennsylvania



# Special Education Data Report – School Year 2020-21

Enrollment (School Age) Source: December 1, 2020 Child Count	
<b>Total Enrollment*</b>	<b>State 1,698,870</b>
Total Special Education Enrollment	307,594
Percent of Special Education	18.1%
Percent of Special Education Enrollment by Disability	
Autism	12.1%
Deaf-Blindness	0.0%
Hearing Impairment Including Deafness	8.5%
Intellectual Disability (Mental Retardation)	0.9%
Multiple Disabilities	6.2%
Orthopedic Impairment	0.2%
Other Health Impairment	17.4%
Specific Learning Disability	39.2%
Speech or Language Impairment	14.1%
Traumatic Brain Injury	0.2%
Visual Impairment Including Blindness	0.3%



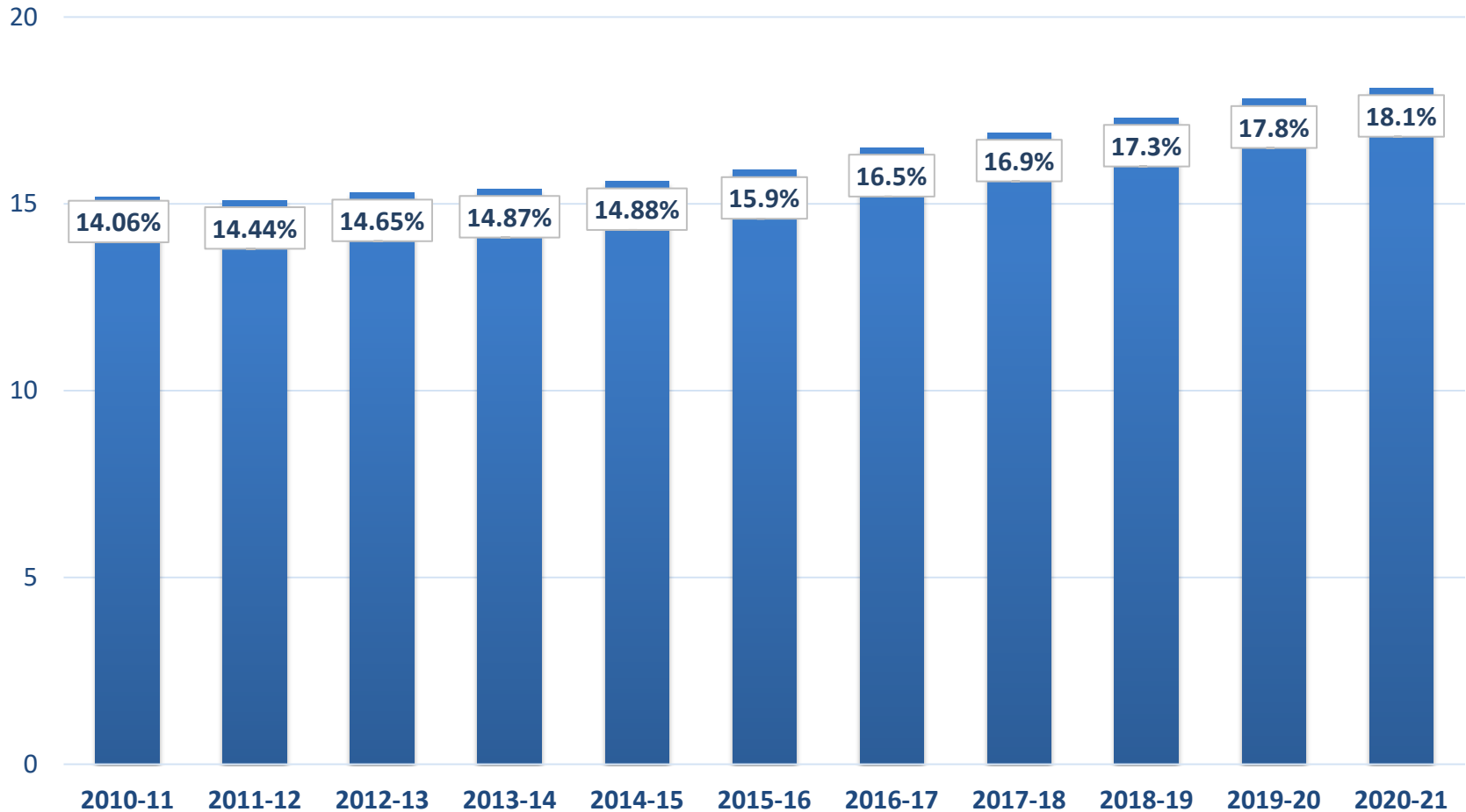
# Pennsylvania Seven Year State Trend Data as of 12/1 Count

	2014-2015	2015-2016	2016-2017	2017-2018	2018-2019	2019-2020	2020-2021
<b>Total Enrollment</b>	<b>1,741,605</b>	<b>1,734,928</b>	<b>1,718,530</b>	<b>1,721,195</b>	<b>1,723,405</b>	<b>1,724,693</b>	<b>1,698,870</b>
<b>Total Special Education</b>	<b>270,848</b>	<b>276,185</b>	<b>283,145</b>	<b>290,986</b>	<b>297,644</b>	<b>307,827</b>	<b>307,594</b>
<b>Percent Special Education</b>	<b>15.60%</b>	<b>15.90%</b>	<b>16.50%</b>	<b>16.90%</b>	<b>17.30%</b>	<b>17.85%</b>	<b>18.11%</b>
Autism	26,740	28,378	30,222	31,999	33,640	35,835	37,072
Deaf-Blindness	68	65	53	59	57	63	57
Emotional Disturbance	23,077	23,456	24,179	24,899	25,313	26,262	26,065
Hearing Impairment	2,726	2,734	2,717	2,709	2,601	2,683	2,646
Intellectual Disability	17,979	18,019	18,415	18,668	18,744	19,293	19,071
Multiple Disabilities	2,971	3,073	3,100	3,142	3,076	3,096	3,043
Orthopedic Impairment	761	739	698	707	674	699	690
Other Health Impairment	35,875	38,960	42,057	45,717	48,695	52,282	53,547
Specific Learning Disability	117,228	117,693	118,424	119,158	120,717	122,556	120,436
Speech or Language Impairment	41,626	41,294	41,504	42,189	42,435	43,358	43,310
Traumatic Brain Injury	659	635	644	662	643	623	602
Visual Impairment Including Blindness	1,138	1,139	1,132	1,077	1,049	1,077	1,055



# Percentage of School-Age Students Receiving Special Education Services

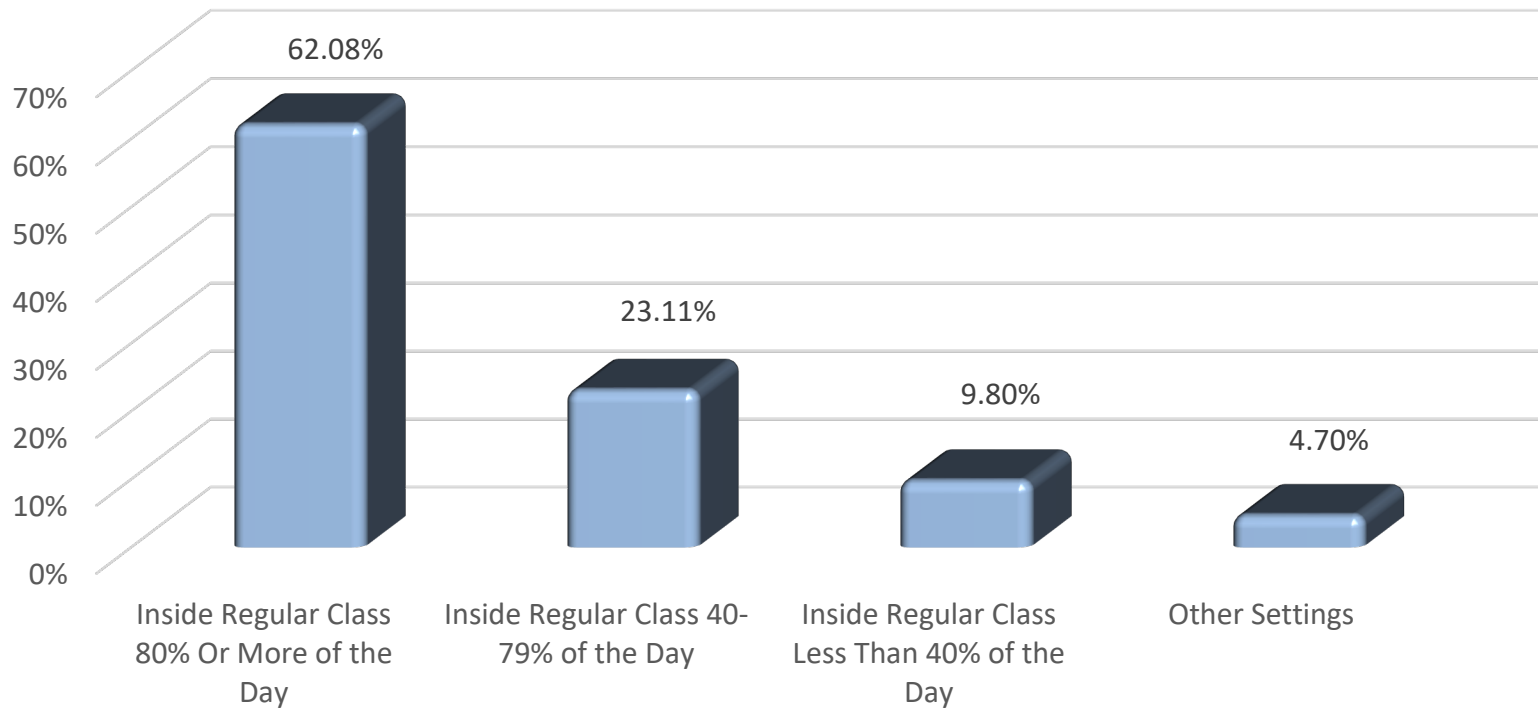
2010-11 through 2020-2021



# Educational Environments

## Educational Environments Ages 6-21, Age 5 in School Age Programs

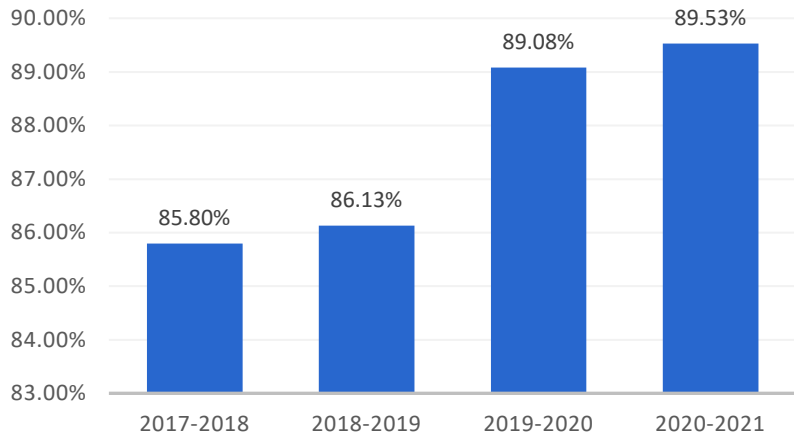
Source: December 1, 2020 Child Count



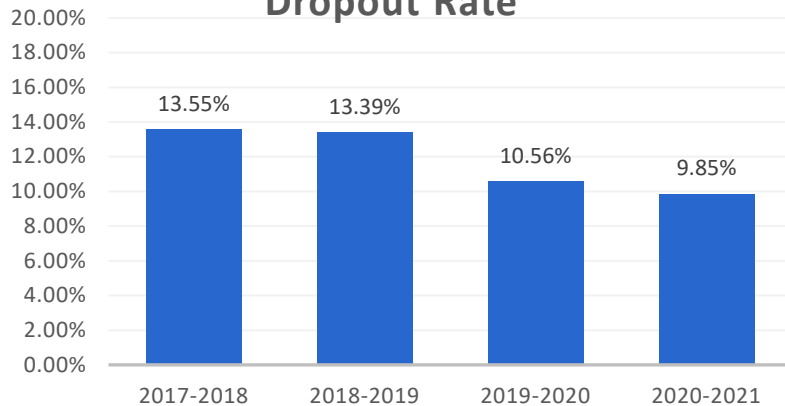
**pennsylvania**  
DEPARTMENT OF EDUCATION

# Graduation and Dropout Comparisons

## Graduation Rate



## Dropout Rate





# Trends in Outcomes – 10 Years of Updates

## From 2011 to 2021

- Graduation rates rose from 87.27% to 89.08%
- Dropout rates declined from 10.90% to 10.56%
- Postsecondary enrollment of youth with disabilities rose from 15% to 32%
- Four-year college enrollment rose from 1% to 9%

# BSE/OVR MOU Updates

- TEAM Navigator
- Connection for Employment
- Student Ambassador
- Connections for Employment

# BSE Bulletin



JOIN YOUR COLLEAGUES IN BECOMING THE MOST INFORMED EDUCATORS IN YOUR SCHOOL!

INTRODUCING

## BSE BULLETIN FOR EDUCATORS

Monthly Updates from the Pennsylvania Bureau of Special Education and PaTTAN

GAIN VALUABLE INFORMATION FROM THE BSE in a convenient, concise format.

RECEIVE TIMELY NOTICES on professional development opportunities.

DISCOVER TOOLS AND STRATEGIES used by schools in the commonwealth.



Subscribe Now!  
[www.tinyurl.com/bsebulletin](http://www.tinyurl.com/bsebulletin)

### Link to Subscribe:

<https://www.pattan.net/Publications/BSE-Bulletin>

### Transition Tidbits:

<https://www.smore.com/fh7at-pa-transition-tidbits>

[www.PAsecondarytransition.com](http://www.PAsecondarytransition.com)



**pennsylvania**  
DEPARTMENT OF EDUCATION

# Attract, Prepare, Retain (APR)

- BSE Commitment
- APR Core Team
- Statewide Steering Committee
- Statewide Strategic Plan
- Short-Term and Long-Term Plan Components
- APR Repository Website
  - <https://sites.google.com/pattan.net/pa-apr/home/attracting-special-education-personnel>



# System Navigation

## Parent and Family Information

<https://www.pattan.net/Parent-Information>

## PaTTAN - Teachers' Desk Reference: Special Education Overview

<https://www.pattan.net/Publications/Teachers-Desk-Reference-Special-Education-Overview>

## PaTTAN - Pennsylvania Parent Guide to Special Education for School Age Children

<https://www.pattan.net/Publications/Pennsylvania-Parent-Guide-to-Special-Education-for>

## PaTTAN - Is Your Child Having Difficulty in School? A Guide to Communicating With School Staff

<https://www.pattan.net/Publications/Is-Your-Child-Having-Difficulty-in-School-A-Guide>

## [Special Education Timelines \(pattan.net\)](#)



**pennsylvania**  
DEPARTMENT OF EDUCATION

# Summer Conferences

Conference Title	Date	Location
<b><u>2022 PaTTAN Literacy Symposium</u></b>	June 14-16, 2022	Virtual
<b><u>PDE Computer Science for ALL - PA Summit (#CSForALLPA)</u></b>	June 22-23, 2022	Hybrid/PaTTAN Central (Harrisburg)
<b><u>Pennsylvania Deaf-Blind Project's Family Learning Conference</u></b>	June 24-25, 2022	Hybrid/State College
<b><u>2022 Special Education Leadership Academy</u></b>	July 19-21, 2022	Hybrid/Seven Springs Mountain Resort
<b><u>National Autism Conference</u></b>	August 1-4, 2022	Hybrid/State College
<b><u>2022 PA Community of Practice Transition Conference</u></b>	August 10-11, 2022	Hybrid/State College